

Benefitplace Mobile App

User Guide

Benefitfocus for *life*[™]

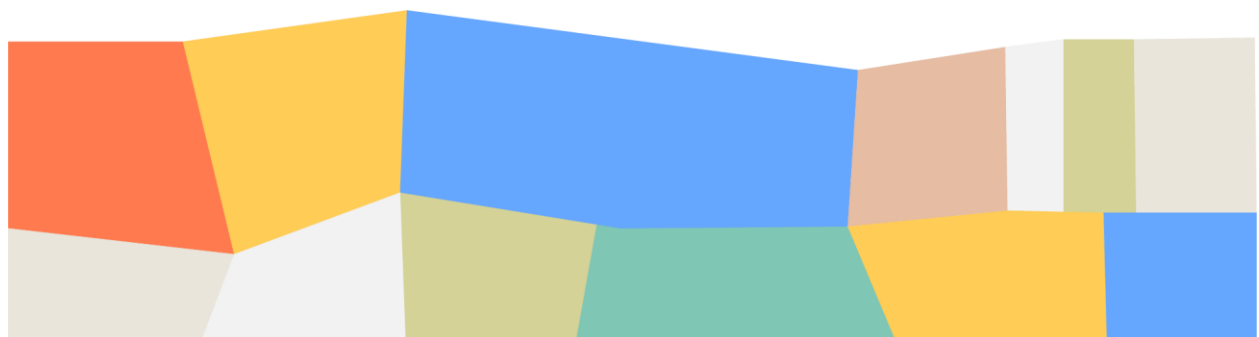


Table of Contents

Overview	3
Getting Started	3
Key Highlights	4
Main Screen	4
Benefits & Accounts Overview	4
Helpful tips.....	5

Overview

Designed for iOS and Android mobile devices, the Benefitplace™ Mobile App gives you instance access to relevant benefits information for the moments that matter most.

Find critical coverage information, insightful plan details, and relevant benefits that meet the needs of your unique life circumstances.

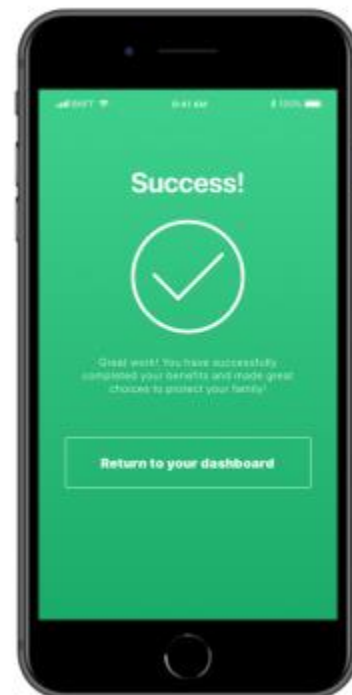
Getting Started

1. Install the Benefitplace™ Mobile App from [Google Play](#) or the [Apple App Store](#)

2. Enter your company ID:
baylorbenefits

This can also be found in your enrollment portal

1. Log into your benefits using the same username and password you use to log into your Baylor computer



Key Highlights

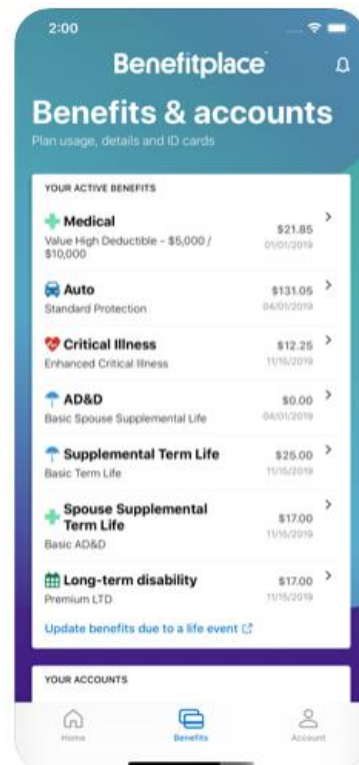
Main Screen

- Easy access core functionality with a few clicks
- Directly manage accounts, benefits, and personal information for you and your loved ones
- Quickly tap to the information you need, daily to-dos, or other helpful materials



Benefits & Accounts Overview

- Easily review your benefits and accounts
- Deep dive into benefits coverage and click into plan details so you're prepared for your next visit
- Upload your benefits ID cards so you can access them from a central location



Helpful tips

- Make the most of the plans you've already elected
- Review highlighted information that surfaces key details commonly overlooked within coverage
- Lean more and create a greater understanding of the benefits you have

