

Staff Performance Appraisals: Completing and Viewing Staff Evaluations as a Manager

Overview

This document will guide you through the overall process of completing staff performance evaluations, highlighting areas benefiting from additional instruction or detail.

 **PLEASE READ**



Notes

- This document includes a **one-page summary** of the process that includes enough information to get you started. Additional and more detailed process information follows.
- Some departments, such as the Police Department or Athletics, use a modified or different evaluation. While some of the details may be different, the mechanics are the same.
- Goals from 2023-24 are automatically pulled into the review process. New goals for 2024-25 will be added after the review process ends (more info to be provided later).
- Both the manager and employee sign off in Ignite to indicate that the performance discussion meeting took place. However, the manager must sign off first before the employee will be able to.



Key Difference from Previous Years

- The names of the ratings have been changed for greater clarity. The underlying ratings have not changed, just the names. This change was based on feedback with the intent is to provide better and more consistent understanding for all.

Previous Rating Name	New Rating Name
1. Area of Concern	1. Does Not Meet Expectation
2. Area of Needed Development	2. Inconsistently Meets Expectations
3. Area of Competence	3. Consistently Meets Expectations
4. Area of mastery	4. Consistently Exceeds Expectations

Staff Performance Appraisals: Completing and Viewing Staff Evaluations as a Manager

Index

- One Page Summary on Evaluations3
- Completing the Evaluation Process.....4
 - 1. Navigating to and Opening the Evaluation.....4
 - 2. Completing a Manager Evaluation of the Employee.....6
 - 3. Optional All-in-One Method for Entering Reviews.....9
 - 4. Sharing and Releasing a Manager Evaluation..... 13
 - 5. Indicating the Performance Discussion Was Held 15
- Viewing Process Progress of Direct and Indirect Reports 17



Staff Performance Appraisals: Completing and Viewing Staff Evaluations as a Manager

READ FIRST

This is a brief overview of navigation and process for evaluations. More details are available in the later sections. *NOTE: information on viewing where employees are in the process is available in the more detailed sections below.*

One Page Summary on Evaluations

Evaluation Process (Yellow steps shown below)

1	2	3	4	5
Employee completes and submits self-evaluation. (by March 20)	Manager completes the evaluation. (by April 12)	Manager shares completed evaluation with employee, and they meet to discuss. (by April 26)	Manager indicates performance review meeting was held. (by April 26)	Employee confirms performance review meeting was held. (by April 26)

Navigation to Evaluation

1. My Team > Career and Performance > Evaluate Performance > 2023-24 Staff Performance Review

Completing the Evaluation

1. The document has several sections. Each section is completed separately and accessed through the **Edit** or **Evaluate** buttons.
 - **Document Details:** Ignore this section. It contains administrative details about the document.
 - **Ratings Summary:** This section shows the overall calculated rating from the other sections AND includes a comment section for you to complete. Provide a brief overview of the employee's overall performance including notable successes and challenges worth highlighting, especially ones not mentioned in other sections, as well as areas of strength and development for future career growth.
 - **Core Commitments:** This section uses both a drop-down ratings scale as well as a comments box for each of the six core commitments. Ratings are required and comments providing detail and context for the rating are recommended. Additionally, managers are expected to add comments if the highest or lowest ratings are selected.
 - **Job Performance:** This section also uses a rating scale and comment box.
 - **Performance Goals:** If the employee has entered performance goals in Ignite for the past year they will be included here. There is a comment section, but no rating. If the employee has not entered goals, there is no need to complete this section.
2. When finished you can print or save the document as PDF using the **Print** button. Click **Submit** on the same page to submit the evaluation. The final electronic versions of the document will be housed in Ignite.

Sharing the Evaluation with the Employee

1. Navigate to evaluation and open as described above. Click the **Share and Release** button, then **Submit**.

Indicating the Performance Discussion was Held

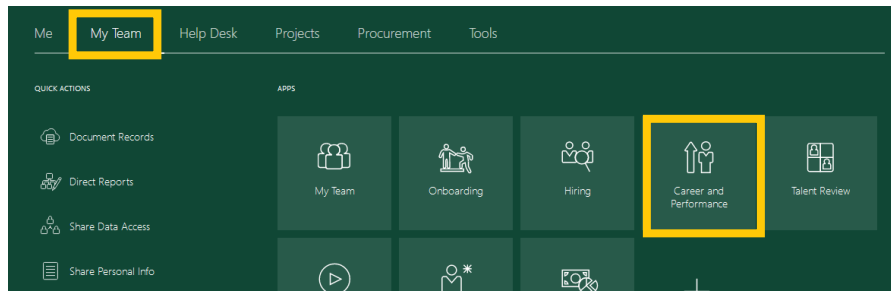
1. Navigate to evaluation and open as described above. Click the **Indicate Meeting Held** button, then enter the **Meeting Held Date**, and **Submit**. The employee also needs to confirm the meeting was held but cannot do so until *after* you have first indicated the meeting was held.

Staff Performance Appraisals: Completing and Viewing Staff Evaluations as a Manager

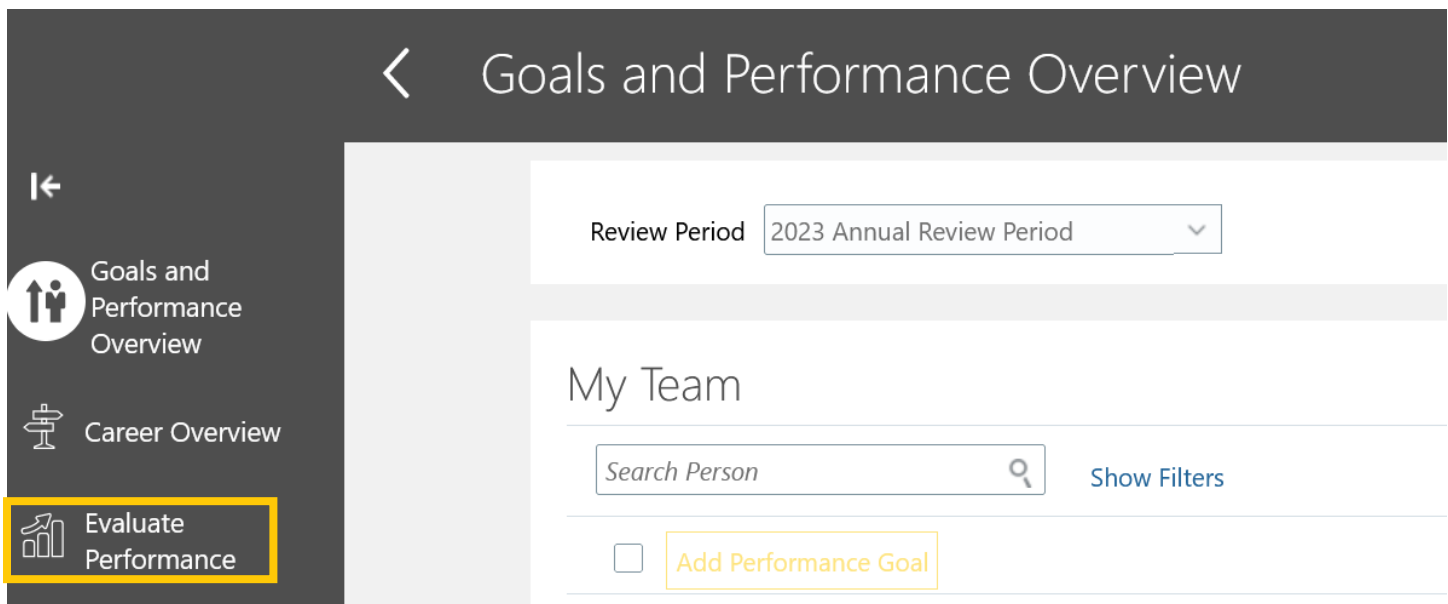
Completing the Evaluation Process

I. Navigating to and Opening the Evaluation

1. You can access the **Complete Manager Evaluation** task by selecting the **Career and Performance** tile under the **My Team** tab on the Ignite home page.



2. On the Goals and Performance Overview page, click **Evaluate Performance** on the left side of the screen.



Staff Performance Appraisals: Completing and Viewing Staff Evaluations as a Manager

- In the Performance Documents section, select the **2023-24 Staff Performance Review** link to open the evaluation. This page also shows which stages are complete with the green check mark, the current stage, and what needs to be completed, along with due dates. Additionally, the left side has numerous filter options and you can filter whether you see the reviews for just your direct reports or all who report up to you (if applicable).

Performance Documents

Search Person Hide Filters

Saved Search Save

Filters

Expand All | Collapse All

^ Employees
All Evaluatees
Directs Only

^ Document Type
 Standard
 Anytime

^ Tasks

Actions End Date - Latest to Oldest

TE **2023-24 Staff Performance Review**
testuser_baylor_s41
E140

Current Task	Task Completion
Employee Completes Self-Evaluation Due 03/20/2024	0 / 5
Conduct Manager Evaluation Due 04/12/2024	

Manager Rating
Not Rated Yet

All Tasks


- Employee Completes Self-Evaluation | Due 03/20/2024
- Conduct Manager Evaluation | Due 04/12/2024
- Share Performance Document with Employee
- Confirm Review Meeting Held | Due 04/26/2024
- Confirm Review Meeting Held | Due 04/26/2024

Staff Performance Appraisals: Completing and Viewing Staff Evaluations as a Manager

2. Completing a Manager Evaluation of the Employee

1. After opening the evaluation, you will see several sections, including an overall Ratings Summary, Core Commitments, Job Performance, and Performance Goals (if applicable).

To enter ratings or comments you must select **Edit** or **Evaluate** for each section. **NOTE:** even though the Ratings Summary is at the top, you may want to complete it last.




 Review and evaluate the contents of each section of the evaluation. Click submit when you're done.

Ratings Summary Edit

Manager Rating	Manager Calculated Rating
Employee Rating	No valid rating level (0.00)
Area of Competence	Employee Calculated Rating
	Area of Competence (2.50)
Manager Comments	
Employee Comments	

[Show Performance Ratings Descriptions](#)

Evaluation Topics ^

Core Commitment		 Open
0 of 6 rated 0 of 6 commented		
Manager Rating	Manager Calculated Rating	
	No valid rating level (0.00)	
Employee Rating	Employee Calculated Rating	
Area of Mastery	Area of Mastery (4.00)	
Job Performance		 Open
0 of 1 rated 0 of 1 commented		
Manager Rating	Manager Calculated Rating	
	No valid rating level (0.00)	
Employee Rating	Employee Calculated Rating	
Area of Concern	Area of Concern (1.00)	
Performance Goals		 Open
0 of 4 commented		
Manager Comments		

Staff Performance Appraisals: Completing and Viewing Staff Evaluations as a Manager

When clicking **Evaluate** you will be able to select a rating by using the drop-down menu. You can select a rating from the following options: **Does Not Meet Expectations**, **Inconsistently Meets Expectations**, **Consistently Meets Expectations**, and **Consistently Exceeds Expectations**. You can also enter comments by typing in the box labeled “Manager Comments.” While it’s always helpful to add comments, you are **REQUIRED** to add comments if you use either the Does Not Meet Expectations or Consistently Exceeds Expectations ratings. Follow all of these steps for each evaluation topic category.

Rating	Rating Description
Consistently Exceeds Expectations	Consistently Exceeds Expectations
Consistently Meets Expectations	Consistently Meets Expectations
Inconsistently Meets Expectations	Inconsistently Meets Expectations
Does Not Meet Expectations	Does Not Meet Expectations

Words: 0 Characters (with HTML): 0

2. After evaluating the Core Commitment section, evaluate the Job Performance section the same way. If the employee has Performance Goals, there is not a rating given but you can comment in that section. When you are finished evaluating your direct report, an overall rating will be automatically calculated in the top of the screen in the “Ratings Summary” section. Select **Edit** to add final comments and an overall summary of their performance.

Ratings Summary



Manager Rating

Consistently Meets Expectations

Employee Rating

Consistently Meets Expectations

Manager Comments

Manager Calculated Rating

Consistently Meets Expectations (2.50)

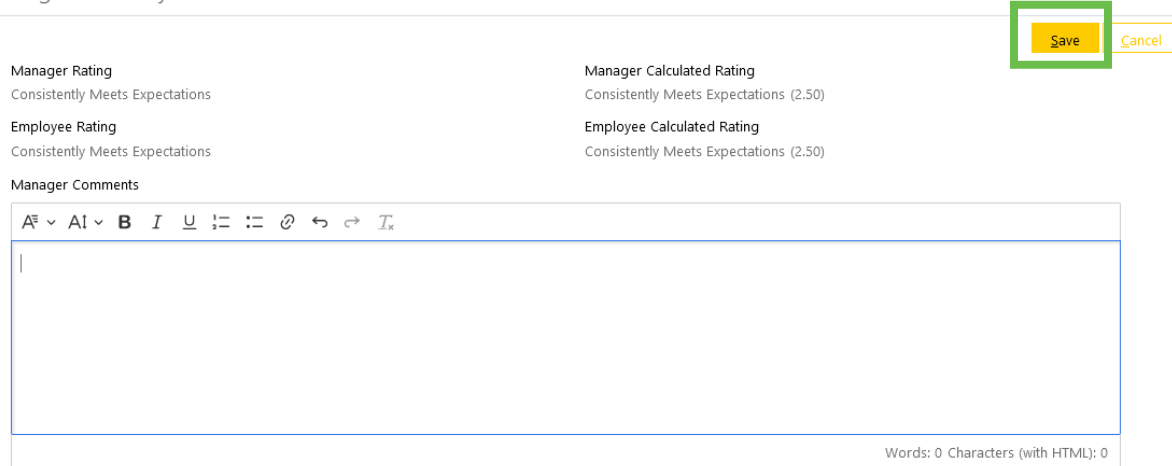
Employee Calculated Rating

Consistently Meets Expectations (2.50)

Staff Performance Appraisals: Completing and Viewing Staff Evaluations as a Manager

- Write final comments and an overall summary of their performance for the year and additional comments for items not addressed elsewhere on the form, including areas of strength and areas of development for future career growth. Select **Save** when you are finished. After saving, you can return to the document to edit or add additional information.

Ratings Summary



Manager Rating
Consistently Meets Expectations

Employee Rating
Consistently Meets Expectations

Manager Comments

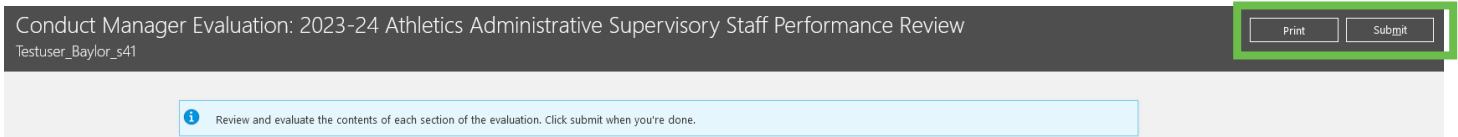
Manager Calculated Rating
Consistently Meets Expectations (2.50)

Employee Calculated Rating
Consistently Meets Expectations (2.50)

Words: 0 Characters (with HTML): 0

- When finished, click **Submit** in the upper right-hand corner of the screen to submit your direct report's evaluation. **Once submitted, you will not be able to make any additional changes.**

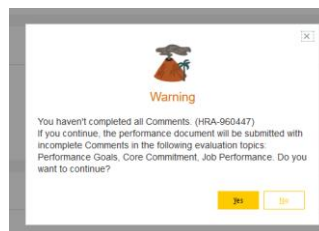
Note: selecting **Print** prior to submitting will allow you to print or save the document as a PDF. Even after submitting your employee will not be able to see any of the ratings or comments you have made until you share the document (next section).



Conduct Manager Evaluation: 2023-24 Athletics Administrative Supervisory Staff Performance Review
Testuser_Baylor_s41

Review and evaluate the contents of each section of the evaluation. Click submit when you're done.

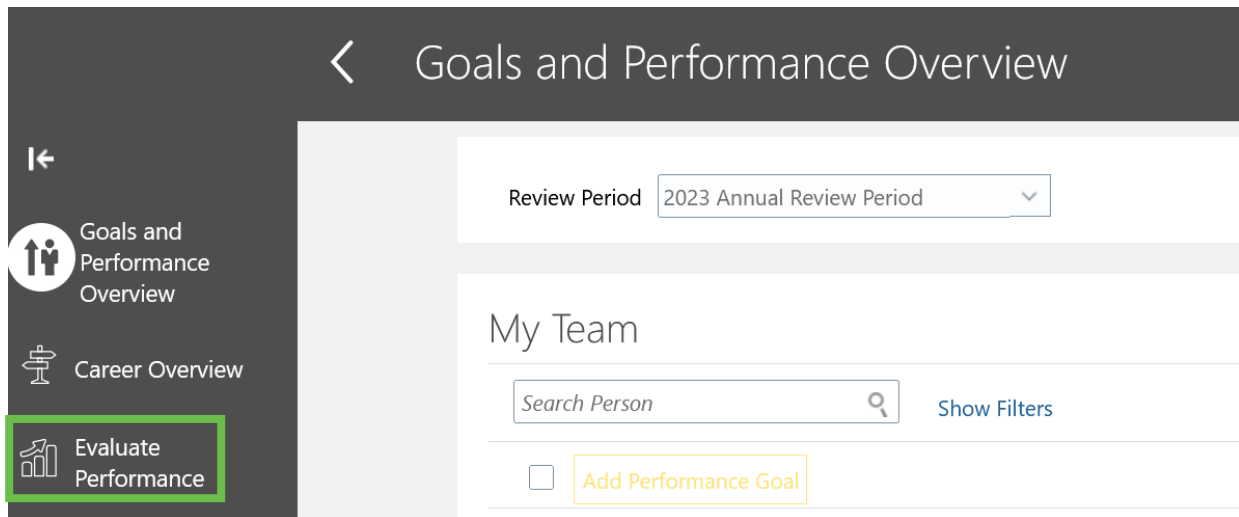
*Note: if you did not add comments to one or more of the sections, you will get a warning message like the one below. If you select **No**, the document will not be submitted, and you can make changes. If you select **Yes**, the document will finish submitting.*



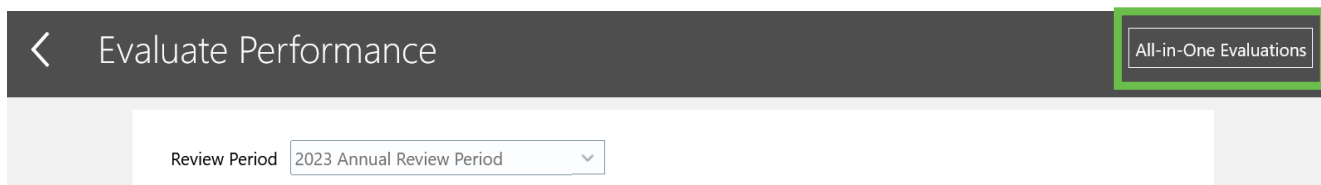
Staff Performance Appraisals: Completing and Viewing Staff Evaluations as a Manager

3. Optional All-in-One Method for Entering Reviews

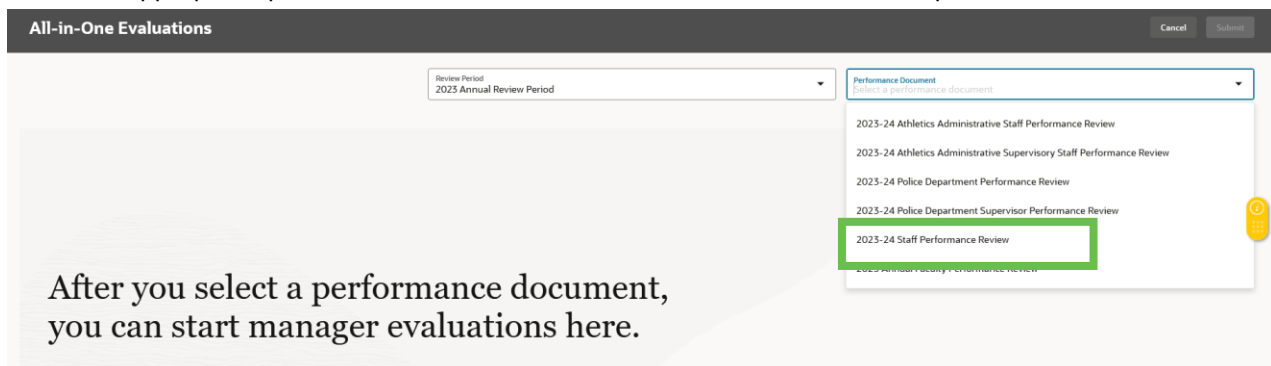
1. After logging in and going to the My Team Career and Performance tile, you will be on the **Goals and Performance Overview** page. Select the **Evaluate Performance** tab on the left side of the screen. *Note: The Review Period should default to 2022 Annual Review Period. If not, use the drop down to change it.*



2. On the **Evaluate Performance** page, click on **All-in-One Evaluations** in the upper right.



3. Select the appropriate performance review from the **Performance Document** dropdown.



Staff Performance Appraisals: Completing and Viewing Staff Evaluations as a Manager

- You will see all staff members needing to have their ratings entered. The different sections of the review form are tabbed along the top with the current section in bold and underlined. The status, number of items rated and commented on, and each item in the section is to the right of the employee's name.

2023-24 Staff Performance Review

Review Period
2023 Annual Review Period

Performance Document
2023-24 Staff Performance Review

Core Commitment
Job Performance
Performance Goals
Ratings Summary

Calculate Ratings

Sort By ▾

All Statuses
Not Available Yet
Available to Evaluate
Completed

Name	Status	Rated	Commented	Account for Stewardship of Time, Resources & Self				
				Employee		Manager		
				Proficiency	Comments	Proficiency *	Comments	
TE Testuser_Baylor_s41 E140	Available to Evaluate	0/6	0/6	Consistently Exceeds Expectations			☑	Co Exp

Note: the items run off the right margin and there is currently no way to scroll right. The only way to see them is to shrink the screen (CTRL+Mouse wheel on PCs). However, fitting it all in makes it very small and difficult to read.

2022-23 Staff Performance Review

Review Period
2022 Annual Review Period

Performance Document
2022-23 Staff Performance Review

Core Commitment
Job Performance
Performance Goals
Ratings Summary

Calculate Ratings

Sort By ▾

All Statuses
Not Available Yet
Available to Evaluate
Completed

Name	Status	Rated	Commented	Account for Stewardship of Time, Resources & Self				Build Relationships & Work Collaboratively				Commit to Baylor's Christian Mission and Vision				Pursue Excellence through Continuous Improvement				Seek Learning & Apply Knowledge				Serve Our Community			
				Employee		Manager		Employee		Manager		Employee		Manager		Employee		Manager									
				Proficiency	Comments	Proficiency *	Comments	Proficiency	Comments	Proficiency *	Comments	Proficiency	Comments	Proficiency *	Comments	Proficiency	Comments	Proficiency *	Comments								
TE Testuser_Baylor_s41 E140	Available to Evaluate	0/6	0/6	Area of Mastery	☑			Area of Mastery	☑			Area of Mastery	☑			Area of Mastery	☑			Area of Mastery	☑			Area of Mastery	☑		

Staff Performance Appraisals: Completing and Viewing Staff Evaluations as a Manager

Fortunately, it is not necessary to see the entire screen to make ratings. Clicking on the number shown under Rated or Commented will open that section of the review document to make the ratings as previously described.

2023-24 Staff Performance Review Cancel Submit

Review Period: 2023 Annual Review Period | Performance Document: 2023-24 Staff Performance Review

Core Commitment | **Job Performance** | Performance Goals | Ratings Summary

Calculate Ratings | Sort By | All Statuses | Not Available Yet | Available to Evaluate | Completed

Name	Status	Rated	Commented	Account for Stewardship of Time, Resources & Self				
				Employee		Manager		
				Proficiency	Comments	Proficiency *	Comments	
TE Testuser_Baylor_s41 E140	Available to Evaluate	0/6	0/6	Consistently Exceeds Expectations				

5. Select the different section tabs to repeat for all sections of the document.

2023-24 Staff Performance Review Cancel Submit

Review Period: 2023 Annual Review Period | Performance Document: 2023-24 Staff Performance Review

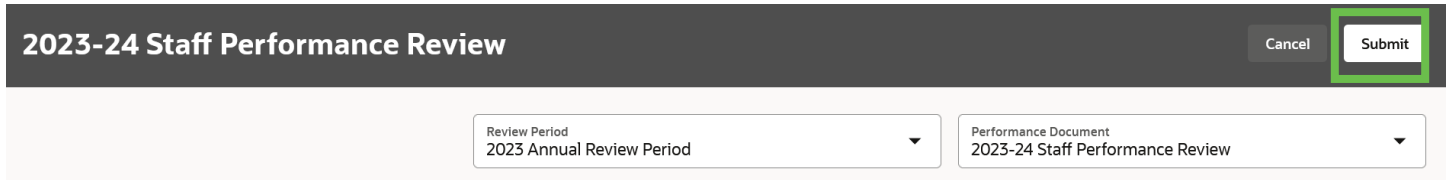
Core Commitment | **Job Performance** | Performance Goals | Ratings Summary

Calculate Ratings | Sort By | All Statuses | Not Available Yet | Available to Evaluate | Completed

Name	Status	Rated	Commented	Overall Skills & Performance				
				Employee		Manager		
				Proficiency	Comments	Proficiency *	Comments	
TE Testuser_Baylor_s41 E140	Available to Evaluate	0/1	0/1	Consistently Meets Expectations				

Staff Performance Appraisals: Completing and Viewing Staff Evaluations as a Manager

6. Repeat for each staff member. When you are finished, click **Submit** in the upper right.



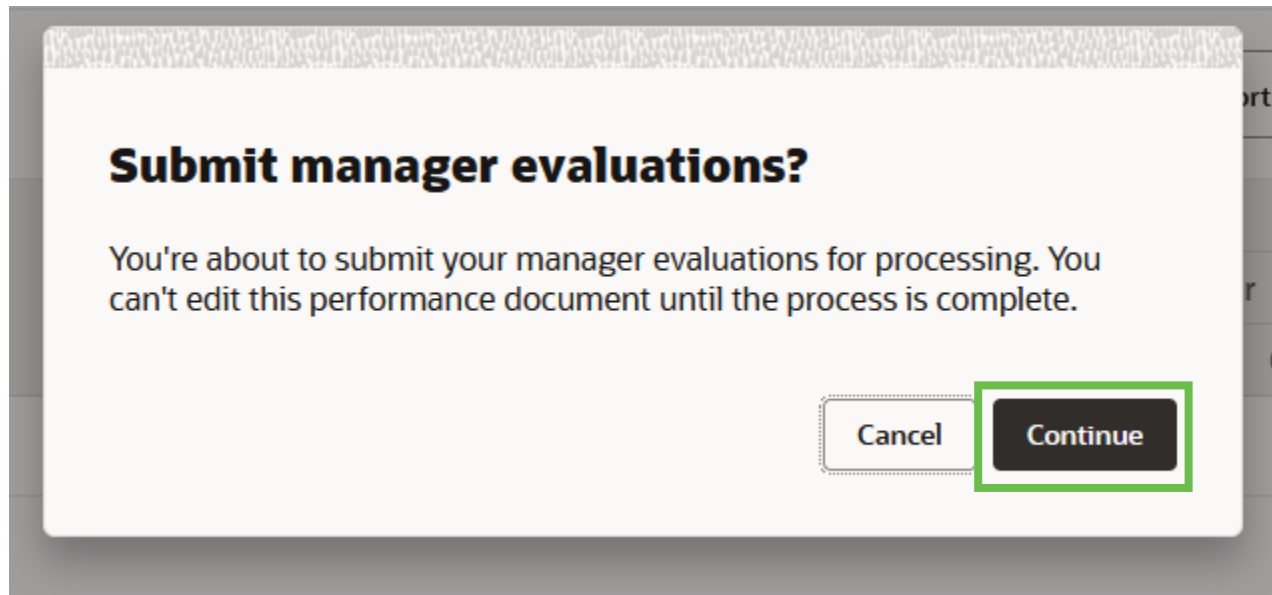
2023-24 Staff Performance Review

Cancel Submit

Review Period
2023 Annual Review Period

Performance Document
2023-24 Staff Performance Review

7. After submitting, you will see this warning. Select **Continue**.



Staff Performance Appraisals: Completing and Viewing Staff Evaluations as a Manager

4. Sharing and Releasing a Manager Evaluation

- To begin, ensure that you are inside of your direct report's performance profile. Under the "Performance Documents" section you can check the tasks you need to finish in order to share and release the Manager Evaluation.

Performance Documents

The screenshot shows the 'Performance Documents' interface. At the top, there is a search bar labeled 'Search Person' and a 'Hide Filters' link. Below this, there are sections for 'Saved Search' (with a dropdown menu and a 'Save' button) and 'Filters' (with 'Expand All' and 'Collapse All' options). The main content area displays a list of performance documents. The first document is titled '2023-24 Staff Performance Review' for 'Testuser_Baylor_s41' (ID: E140). It shows 'Current Task' as 'Share Performance Document with Employee' (2/5 completion) and 'Manager Rating' as 'Consistently Meets Expectations'. Below this, an 'All Tasks' section is highlighted with a green box, listing five tasks: 'Employee Completes Self-Evaluation | Due 03/20/2024', 'Conduct Manager Evaluation | Due 04/12/2024', 'Share Performance Document with Employee', 'Confirm Review Meeting Held | Due 04/26/2024', and 'Confirm Review Meeting Held | Due 04/26/2024'.

- Next, click on the performance evaluation by selecting the **2023-24 Staff Performance Review** link.


Performance Documents

This screenshot is identical to the one above, but the link for '2023-24 Staff Performance Review' is highlighted with a green box, indicating the next step in the process.

Staff Performance Appraisals: Completing and Viewing Staff Evaluations as a Manager

3. In the upper right of the screen, click **Share and Release** to share the evaluation for employee review. This will give the employee access to your ratings and comments.

Share Performance Document with Employee: 2023-24 Staff Performa...
Testuser_Baylor_s41 Print



Information
Share the evaluation for employee review. Retain control or release to progress to the next task.

Share and Release

4. After clicking Share and Release, select **Submit** to release the evaluation to the employee.

Share and Release
Testuser_Baylor_s41 Submit Cancel

Staff Performance Appraisals: Completing and Viewing Staff Evaluations as a Manager

5. Indicating the Performance Discussion Was Held

1. Return to the Evaluate Performance page and select the **2022-23 Staff Performance Review** link.

Performance Documents

Search Person Hide Filters

Saved Search Actions Sort By Document Name - Z to A

ManagerViewFacetedSea Save

Filters Reset


Expand All | Collapse All

^ Employees Clear

<input type="checkbox"/>	TE	2023-24 Staff Performance Review
	testuser_Baylor_s41	
	E140	
	Current Task	Task Completion
	Share Performance	2 / 5
	Document with Employee	
	Manager Rating	Employee Rating

2. In the upper right of the screen, click **Indicate Meeting Held**.

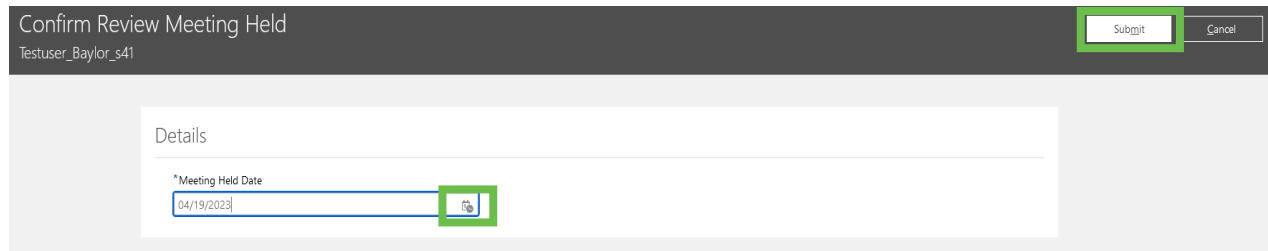
Confirm Review Meeting Held: 2023-24 Staff Performance Review
Testuser_Baylor_s41

 **Information**
Select the date of the review meeting.

Indicate Meeting Held

Staff Performance Appraisals: Completing and Viewing Staff Evaluations as a Manager

3. Next, click the **Calendar icon** to enter the date when you had the meeting with your direct report and then **Submit**.



Confirm Review Meeting Held
Testuser_Baylor_s41

Submit Cancel

Details

*Meeting Held Date
04/19/2023

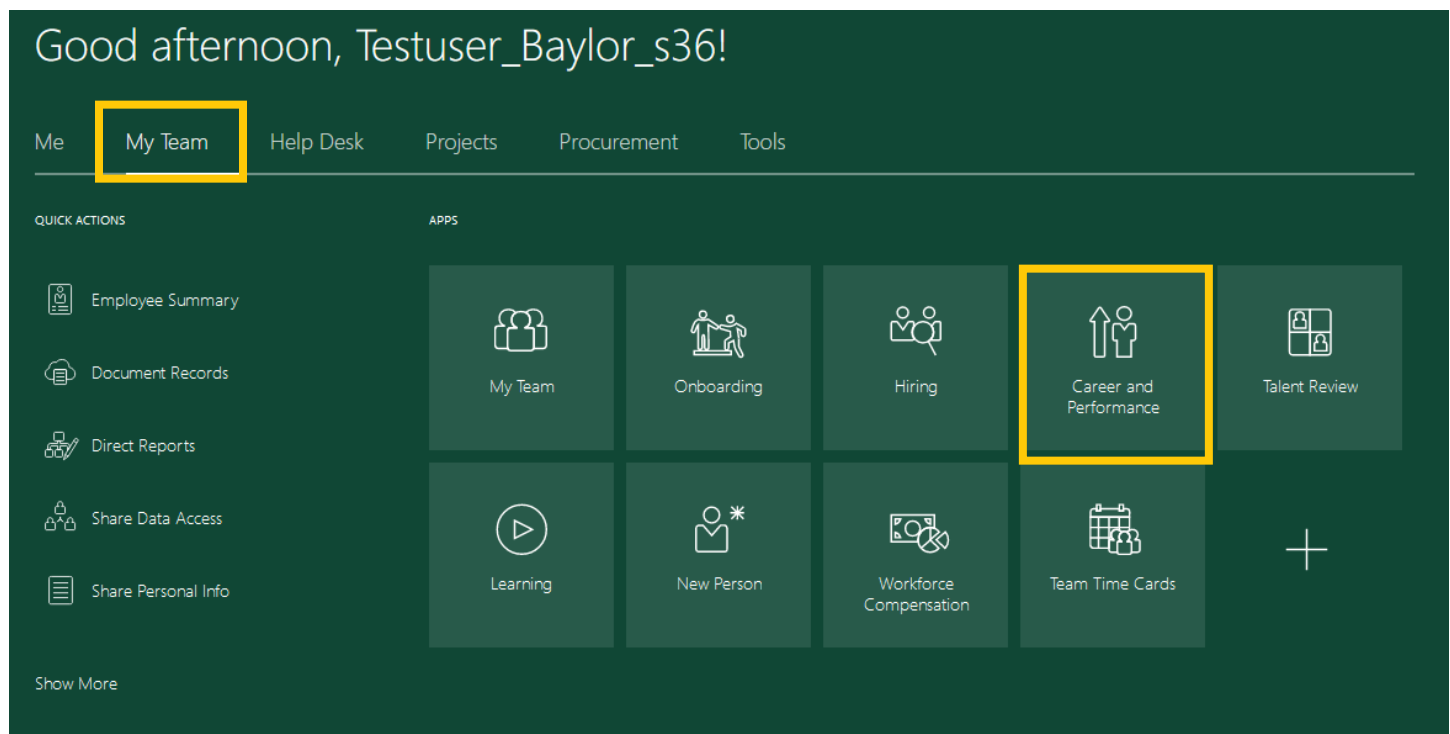
You have now completed all of your steps. Your employee will now be able to confirm the meeting was held in order to finalize the process in Ignite.

Staff Performance Appraisals: Completing and Viewing Staff Evaluations as a Manager

Viewing Process Progress of Direct and Indirect Reports

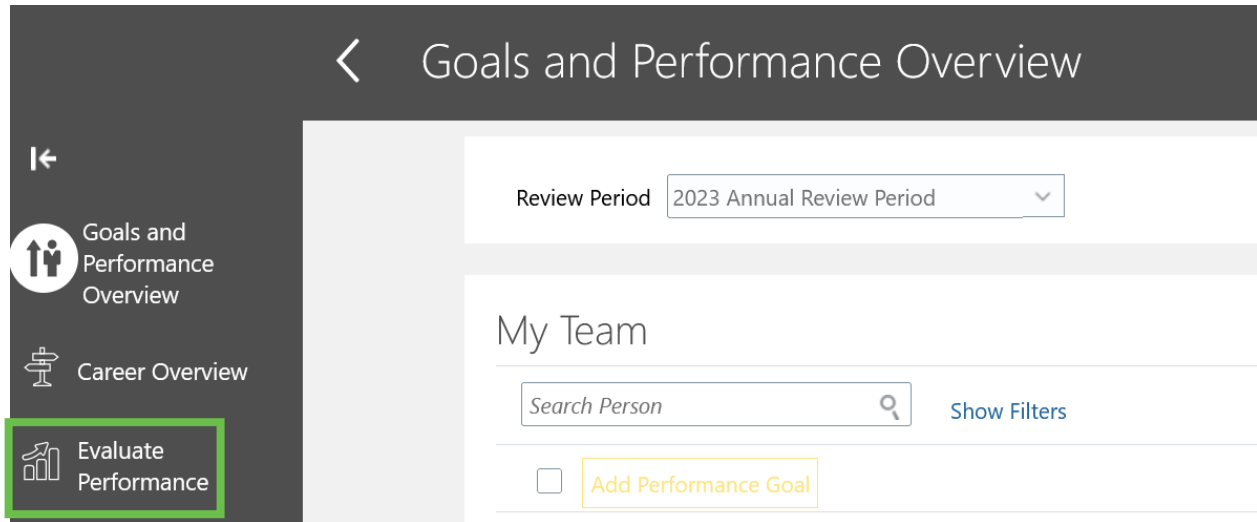
Managers can view the individual progress of their employees in the performance appraisal process from the regular **Career and Performance** tile.

1. From the **My Team** tab on the main Ignite page, selecting **Career and Performance** opens up the **Goal and Performance Overview** page.

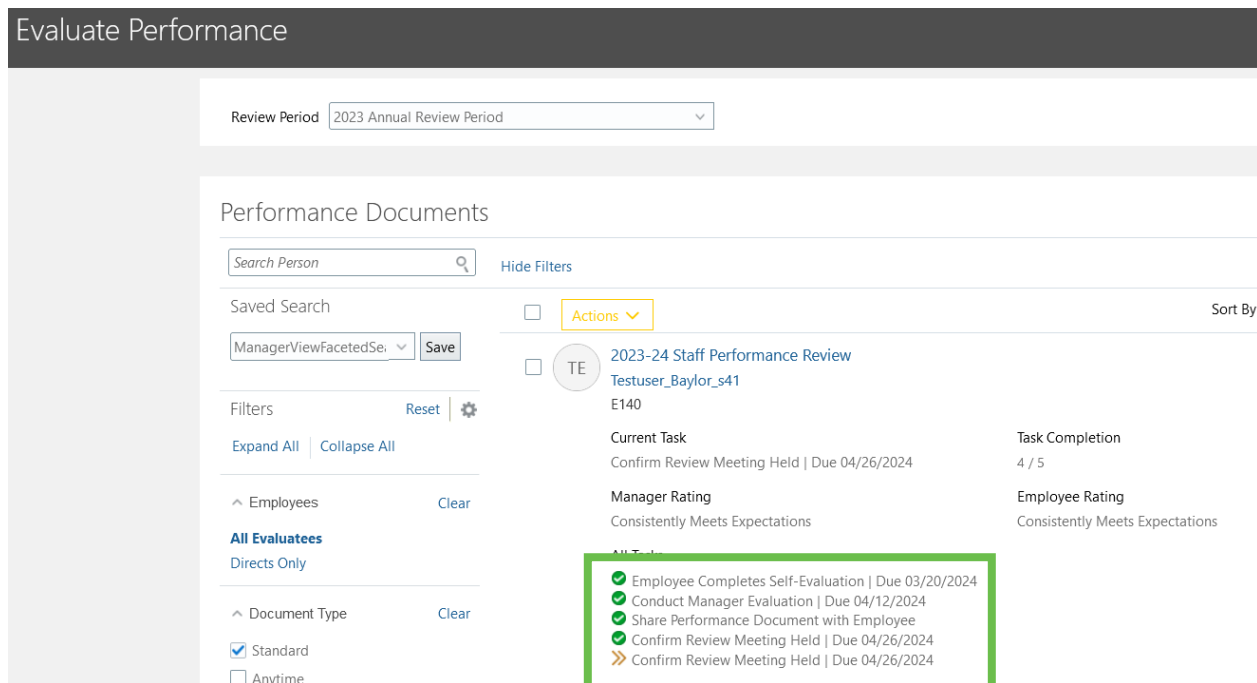


Staff Performance Appraisals: Completing and Viewing Staff Evaluations as a Manager

2. Select **Evaluate Performance** from the options on the left side of the screen.



3. The Evaluate Performance screen lets you see where each direct report is at in the process. In this example Testuser_Baylor_s41 is needing to **Confirm Review Meeting Held**.



Staff Performance Appraisals: Completing and Viewing Staff Evaluations as a Manager

4. Note: There are a number of filters down the left side. You can filter to see only your direct reports or everyone who reports up to you by changing the **Employees** filter.

The **Document Status** filter defaults to **In Progress** so employee who have already completed their reviews will not show unless you clear or change the filter setting.

The screenshot shows a filter sidebar with the following sections:

- Search Person** (input field with search icon) and **Hi** (text)
- Saved Sear...** (text)
- ManagerViewFaceted?** (dropdown menu) and **Save** (button)
- Filter...** (text) and **Reset** (button) with a gear icon
- Expand All** | **Collapse All** (text)
- Employees** (header) with **Clear** (button). Below it, **All Evaluatees** (selected) and **Directs Only** (option) are listed. This section is highlighted with a green box.
- Document Type** (header) with **Clear** (button). Below it, **Standard** and **Anytime** are listed.
- Tasks** (header) with **Assigned to me** listed below it.
- Assignment Type** (header) with **Clear** (button). Below it, **Nonprimary** and **Primary** are listed.
- Assignment Status** (header) with **Clear** (button). Below it, **Active**, **Inactive**, and **Suspended** are listed.
- Document Status** (header) with **Clear** (button). Below it, **In progress** (selected), **Completed**, and **Canceled** are listed. This section is highlighted with a green box.